



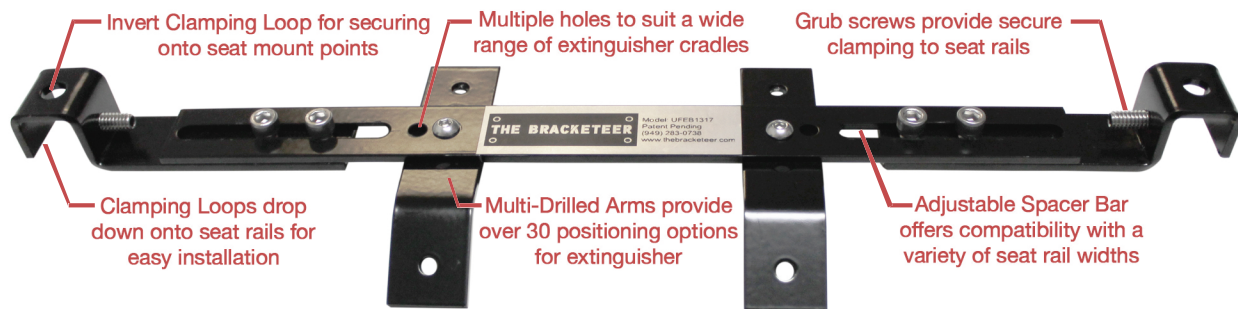
UFEB1317 UNIVERSAL CAR FIRE EXTINGUISHER BRACKET

The Bracketeer UFEB1317 Universal Car Fire Extinguisher Bracket provides a quick and secure solution to mount a fire extinguisher in most modern and classic passenger cars and commercial vehicles.

Compatible with a wide range of models and makes including Acura, Audi, BMW, Cadillac, Chevrolet, Chrysler, Dodge, Ferrari, Ford, Genesis, GMC, Hyundai, Jeep, Mazda, McLaren, Mercedes Benz, Nissan, Oldsmobile, Pontiac, Porsche, Scion, Subaru, Toyota, Volvo, and more*.

Perfect for modified or track-day cars, family sedans, pickups, SUVs, RVs, 4x4s, fleet vehicles, delivery vans, taxis, police cars, tow trucks, ambulances, or anyone wanting the added peace of mind of having a fire extinguisher within easy reach.

- Simple clamp-on design for contemporary seat rails
- Bolt-on design for traditional seat mount points
- Mounts to the front or rear of seat
- Adjustable width to suit a variety of vehicles
- Easy installation in under 10 minutes without drilling holes
- Places extinguisher out of the way, but within easy reach
- Over 30 different mounting points for extinguisher
- Supplied with stainless steel Allen head bolts and nyloc nuts
- Easy-to-follow instructions
- Durable powder coated finish
- One year limited warranty
- Made in the U.S.A.



The Bracketeer Universal Car Extinguisher Bracket simply drops down onto the front or rear of the seat rails on the driver or passenger seat of most modern vehicles and is secured firmly using grub screws.

For vehicles with a traditional bolt-on seat frame design, the Clamping Loops are simply inverted and secured through holes onto the factory mounting bolts.

The slotted Adjustable Spacer Bar, is then bolted onto the Clamping Loops, providing 4" of lateral adjustment ensuring compatibility with almost any seat rail width.

The angled Multi Drilled Arms are bolted either on top, or underneath of the Adjustable Spacer Bar, using one of the five mounting holes, in either a downward or upward orientation.

The OE cradle supplied with the fire extinguisher is then bolted onto the Multi Drilled arms using any of the remaining holes. This provides over 30 different mounting combinations for the extinguisher, ensuring the most convenient and appropriate location is always achieved.

The entire installation process can be completed in around 10 minutes without drilling any holes or modification to the vehicle. It can also be removed at any time without a trace, allowing re-installation into future vehicles.

The Bracketeer Universal Car Fire Extinguisher Bracket is compatible with Kidde Garage or Marine and Automotive extinguisher models: 466141N, 466627N, 4104000 and 466179, or products with a cradle that have hole spacing of 4-1/4", 4-5/8" or 5" center to center.

*Go to www.thebracketeer.com/compatibility for details

UFEB1317 UNIVERSAL CAR FIRE EXTINGUISHER BRACKET

Included:


1 x Adjustable Spacer Bar
2 x Clamping Loops
2 x Multi Drilled Arms
2 x Stainless Steel 1/4" Grub Screws
4 x Stainless Steel 1/4" Allen Head Bolts
4 x Stainless Steel #4-24 Allen Head Bolts
4 x Stainless Steel #4-24 Nyloc Nuts
1 x Installation Manual

Specifications:

Material	Mild steel
Finish:	Satin black powder coated
Shipping Weight	20 oz.
Installed Weight	17 oz. (Excl. extinguisher and cradle)
Shipping Dimensions:	12-5/8" x 2-1/4" x 2-1/4"
Cradle Hole Spacing:	4-1/4", 4-5/8" or 5" center to center
Seat Rail Spacing:	13-1/2" and 17-1/2"
County of Origin	Made in the U.S.A

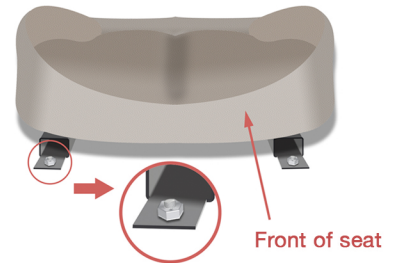
Mounting Option A - On Seat Rails

If the vehicle has a standard slider assembly, the Clamping Loops drop onto the seat rails at the front of the passenger seat. The Bracket may also be mounted behind the seat in sports vehicles or if there is an adjuster handle preventing front mounting.



Mounting Option B - On Frame Bolts

If the vehicle has a bolt-on seat frame, the Clamping Loops can be inverted for mounting onto vehicle seat mount points.



About:

The Bracketeer is headquartered in San Clemente California, and was founded by car enthusiast and modifier Simon Wehr. Starting from a one-off hand made fire extinguisher bracket for his 2011 SS Camaro, Simon posted images of his creation on a car forum to share as a DIY idea. It was so embraced by Camaro owners that the concept quickly evolved into a business, with orders flowing in from around the globe. The overnight success promoted the idea for a truly universal bracket that could achieve a secure installation, quickly and easily in nearly any modern and classic vehicle, and so The Bracketeer Automotive Universal Fire Extinguisher Bracket was born.

Disclaimer:

By installing The Bracketeer Automotive Universal Fire Extinguisher Bracket you agree to defend, indemnify and hold harmless The Bracketeer its member companies, and their divisions, subsidiaries, parents, affiliates, partners, and their respective past, present and future officers, directors, stockholders, trustees, employees, agents, insurers, servants, managers, estates, predecessors and/or successors in interest, representatives, assigns, attorneys and all other persons, firms, or corporations with whom any of the forgoing may have been, are now, or may thereafter be affiliated (collectively "Releasees"), from any and all claims, charges, injuries (including, but not limited to, death), actions, causes of action, sums of money due, suits, debts, liens, covenants, contracts, obligations, costs, expenses, damages (including special, general, incidental, consequential, or other damages), judgments, agreements, promises, demands, claims for fees and costs, or liabilities whatsoever, in law or equity, arising out of or relating to your use (lawful or unlawful).

The Bracketeer recommends installation on passenger side of vehicle to prevent risk of obstruction to pedals should the extinguisher or bracket dislodge while driving.

The Bracketeer provides fitment information based on standard seat rail and seat bracket mount design. Please refer to www.thebracketeer.com/compatibility for more detailed information to ensure fitment before purchasing. The Bracketeer will not be held liable for purchases made for the incorrect application, and a restocking fee may be required. If you have any questions, please contact us before making your purchase.

The Bracketeer Automotive Universal Fire Extinguisher Bracket may limit some of the full forward or full rear-ward (when mounted on the back of the seat) lateral movement of the seat, however it is not typically enough to restrict optimal seating position. Please take this into consideration before purchasing

©2015 The Bracketeer. All rights reserved.

The Bracketeer LLC | PO Box 73623 San Clemente, California 92673, United States

www.thebracketeer.com simon@thebracketeer.com [+1 \(949\) 283-0738](tel:+1(949)283-0738) [facebook.com/thebracketeer](https://www.facebook.com/thebracketeer) [@thebracketeer](https://www.instagram.com/thebracketeer) [linkedin.com/in/simonwehr](https://www.linkedin.com/in/simonwehr)